



## DALI Display 7"



### Datasheet DALI Control System

DALI control device for lighting  
management of 2 DALI lines

Art. Nr. 86458626

# DALI Display 7" Control Device

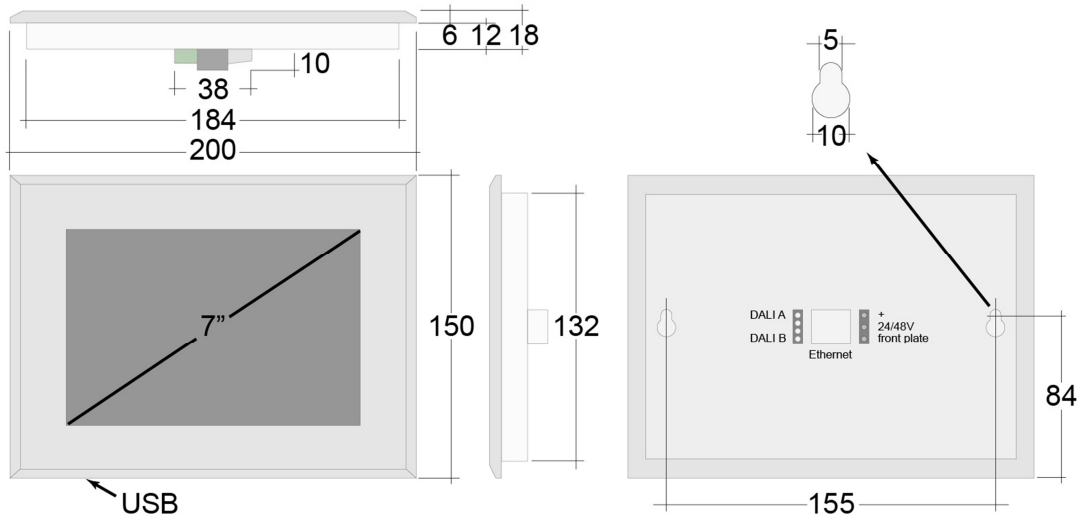
## Overview

- Control device and human machine interface for DALI-systems with up to 128 DALI ballasts (2 DALI lines)
- Addressing and Grouping of DALI systems
- Start-up, control and operating unit
- Manual or timed scene recall with a maximum of 99 sequences
- Day by day sequence program (schedule)
- Tunable white and colour control (DT8 compatible)
- Recall of circadian daylight curves (Human Centric Lighting)
- User defined labelling of scenes, groups, sequences and schedules. User defined backgrounds
- Possibility to build customized sites
- 7 inch colour touch screen (800x640 pixel)
- Background lighting with RGB LEDs
- USB and Ethernet interface
- Can be remote-controlled via internet browser
- PoE capable

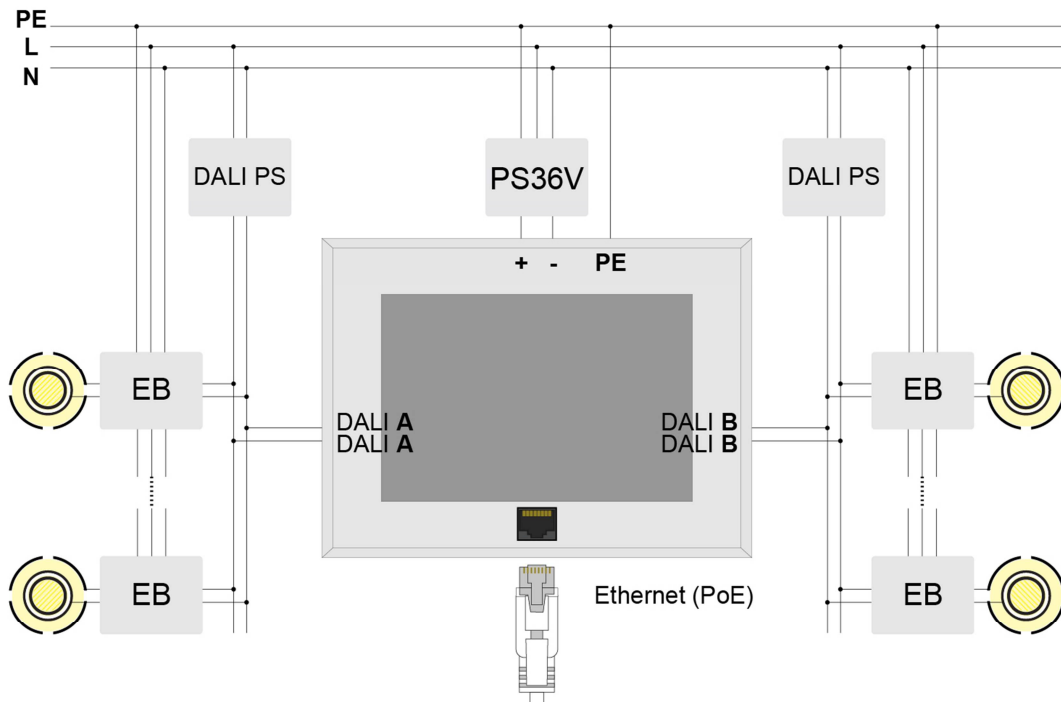
## Specification, Characteristics

type	DALI Display 7"
article number	86458626
<b>Electrical data:</b>	
Rated supply voltage mains adapter (included)	230-240VAC
Mains frequency mains adapter	50/60Hz
Rated supply voltage DALI Display 7"	24-48V DC
Power consumption	10W
Number of DALI lines	2
Current consumption of each DALI-line	2mA
Interface	2xDALI, USB, Ethernet
<b>Mechanical data:</b>	
Ambient temperature	0-50°C
Type of protection	IP20
Dimensions L x W x H	200 x 150 x 20 mm
Touchscreen size	7"
Touchscreen pixel	800 x 640
Colours	64k

DC adapter "PS 36V" included  
external DALI power supply needed, simply fixing with 2 screws



dimensions



typical installation

## Installation

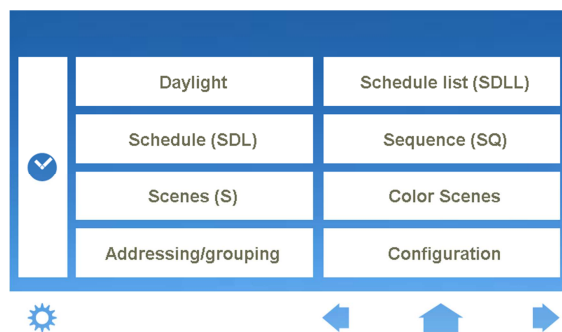
The DALI Display can be connected to two DALI circuits (DALI-A, DALI-B). Each of these DALI circuits needs one Power Supply (DALI PS). The current consumption of the Display on each DALI-line is 2mA. The connection to the DALI terminals can be done without greater attention towards polarity. The device is secured against mains voltage (over voltage).

The DC-adapter to supply the DALI Display is part of the delivered package. As an alternative the device can be supplied via PoE or Ethernet.

The device can be easily mounted with two screws. (see Display geometry)

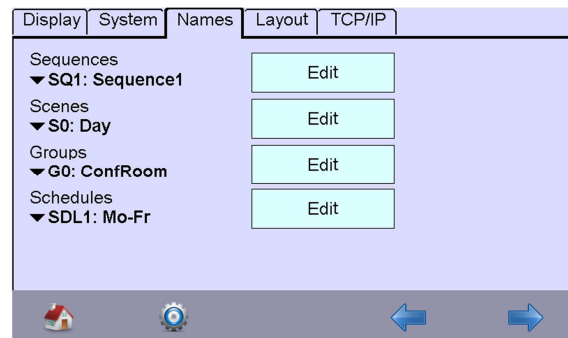
## Functions and Features

The configuration of the DALI Display can be done in the settings:

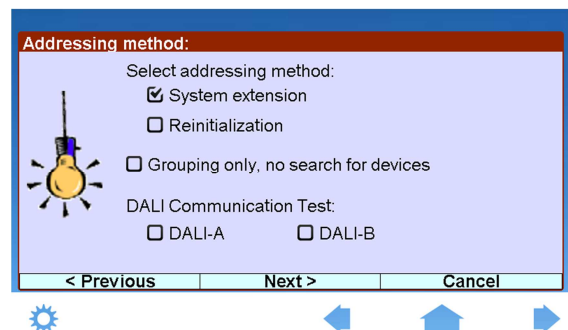


The settings which effect the DALI Display directly can be found in the “Configuration” menu. These are e.g. Language, Design, Background Lighting, Activation/Deactivation of Sites, Network Settings etc.


One important feature for customizing the system is the naming of groups and scenes which can be done in the Names menu.



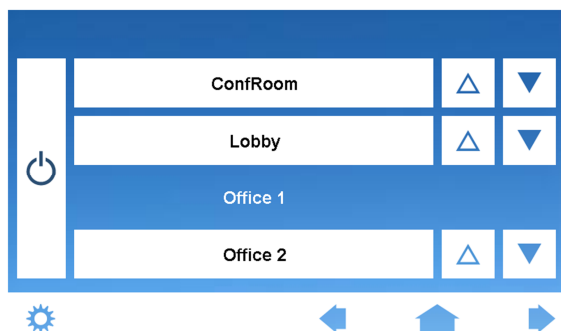
To address the 2 DALI circuits the device supports new addressing as well as a method for system expansion.



The detected devices can be grouped, for each group scene values can be set.



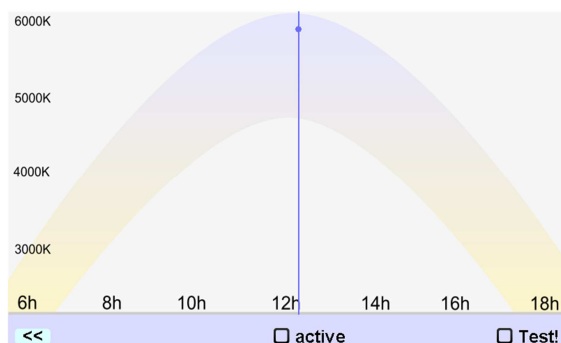
After finishing all configuration, groups and scenes can be retrieved in the standard display mode. Each of these standard sites can be deactivated or replaced by individual sites.



Beside these basic functions the DALI Display offers the possibility to automatically retrieve scenes in sequences. (up to 99 sequences can be saved)

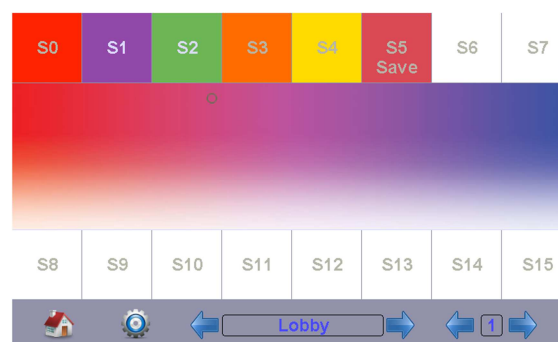
Furthermore sequences and scenes can be embedded time-controlled in a day schedule.(up to 7 schedules are possible) Based on these schedules a week plan can be made, for each day one of the seven schedules can be used.

*Human Centric Lighting / Circadianer daylight-curve*



The DALI Display allows room-lighting based on the average daylight-curve using DALI DT8 luminaries (mode Tc). Depending on the current time the light changes to a warmer/cooler colour temperature.

*Setting colour scenes for DT8 RGB luminaries*



The DALI Display supports DALI DT8 RGB luminaries. The device allows to set RGB-values for scenes. During the colour selection the current settings are simulated by the active light-group, the settings can be saved afterwards. Using these scenes different colour-settings can be realized.


*Customized Layouts*

The standard display sites can be customized with 3 standard background images, or a personal image can be uploaded. Same applies to the screen safer.

Additionally sites can also be completely customized. They can be ordered via Lunatone or made by oneself.

The Upload of customized files can be done via USB or Ethernet. For details please check the DALI Display Manual.

Examples for customized pages:



*Custom1: Image of a room, the luminaries in the image can be turned on and off, by touching the luminary on the display. The display shows the current status of the lamp.*

The feedback currently on/currently off is especially helpful in situations when the display is used to operate several rooms. As shown in following example:



*Custom2: Room-overview of an office, several scenes can be retrieved. In the room-plan the current light situation is displayed. The lighting of a room can be adjusted by pressing the room, or a scene-button.*

For details to the configuration please check the DALI Display Manual.

## Purchase Order Information

**Art.Nr. 86458626:** DALI Display 7" – DALI control device for 2 DALI lines

## Additional Information and Equipment

Lunatone DALI products

<http://www.lunatone.at/en/>

Lunatone datasheets and manuals

<http://lunatone.at/en/downloads/>

## Contact

Technical Support: [support@lunatone.com](mailto:support@lunatone.com)

Requests: [sales@lunatone.com](mailto:sales@lunatone.com)

[www.lunatone.com](http://www.lunatone.com)



## Disclaimer

Subject to change. Information provided without guarantee. The datasheet refers to the current delivery.

The function in installations with other devices must be tested for compatibility in advance.